


DISPLAY MOUNTS

BUILT TO LAST • EASY TO INSTALL • UL CERTIFIED • BACKED BY 5 YEAR WARRANTY
FOR COMMERCIAL AND RESIDENTIAL INSTALLS • COMPLETE HARDWARE KIT INCLUDED



FIXED MOUNTS



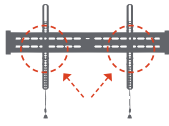
TILT MOUNTS



FULL MOTION MOUNTS



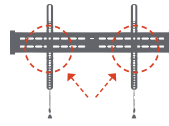
Low Profile Design



Post Install Leveling and Locks for Security



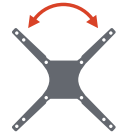
Tilts up to 12° to Reduce Glare



Post Install Leveling and Locks for Security



Tilts, Pans and Swivels



Post Install Leveling

SM NX-FS1342*

Display Size: 13" - 42" up to 50 lbs.
VESA: 75 x 75 to 200 x 200 (W x H) (mm)
Low Profile: 0.89"
*Does not include post install leveling or lock for security

MD NX-FM2460

Display Size: 24" - 60" up to 120 lbs.
VESA: 100 x 100 to 400 x 400 (W x H) (mm)
Low Profile: 0.73"

LG NX-FL4290

Display Size: 42" - 90" up to 175 lbs.
VESA: 100 x 100 to 700 x 400 (W x H) (mm)
Low Profile: 0.73"

XL NX-FXL3790

Display Size: 37" - 90" up to 175 lbs.
VESA: 100 x 100 to 700 x 400 (W x H) (mm)
Wall Plate: Open architecture
Low Profile: 0.91"

MD NX-TM2460

Display Size: 24" - 60" up to 120 lbs.
VESA: 75 x 75 to 400 x 400 (W x H) (mm)
Low Profile: 1.89"

LG NX-TL4290

Display Size: 42" - 90" up to 175 lbs.
VESA: 100 x 100 to 700 x 400 (W x H) (mm)
Low Profile: 1.89"

XL NX-TXL3790

Display Size: 37" - 90" up to 175 lbs.
VESA: 100 x 100 to 700 x 400 (W x H) (mm)
Low Profile: 2.0"

SM NX-FMS1337

Display Size: 13" - 37" up to 40 lbs.
VESA: 75 x 75 to 200 x 200 (W x H) (mm)
Motion Range: Extends 10" from wall, tilts, pans and swivels
Low Profile: 1.85" from wall

SM NX-FMSA1337

Display Size: 13" - 37" up to 40 lbs.
VESA: 75 x 75 to 200 x 200 (W x H) (mm)
Motion Range: Extends 12.8" from wall, tilts, pans and swivels
Low Profile: 1.98"

MD NX-FMM3763

Display Size: 37" - 63" up to 70 lbs.
VESA: 100 x 100 to 400 x 400 (W x H) (mm)
Motion Range: Extends 20.6" from wall, tilts, pans and swivels
Low Profile: 1.97"

LG NX-FML4390

Display Size: 43" - 90" up to 120 lbs.
VESA: 200 x 100 to 600 x 400 (W x H) (mm)
Motion Range: Extends 25" from wall, tilts, pans and swivels
Low Profile: 2.6"



SPECIALTY MOUNTS

BUILT TO LAST • EASY TO INSTALL • UL CERTIFIED • BACKED BY 5 YEAR WARRANTY
FOR COMMERCIAL AND RESIDENTIAL INSTALLS • COMPLETE HARDWARE KIT INCLUDED



LARGE CEILING DISPLAY MOUNT

NX-SCM125

Display Size: 37"- 80" up to 125 lbs.

VESA: 200 x 100 to 600 x 400 (W x H) (mm)

Motion Range: Tilts up to 18°

Cable Management: Integrated through pipe cable management



UNIVERSAL PROJECTOR MOUNT


NX-PMT40

Projector Size: up to 40 lbs.

Mount Size: Universal mounting pattern

Motion Range: Adjustable roll and pitch up to +15°

Cable Management: Integrated through pipe cable management



UNIVERSAL SOUND BAR MOUNT

NX-SBMT

Sound Bar Size: up to 15 lbs.

Mount Size: Universal mounting pattern

Location: Attaches to TV mount; no drilling required

